

ANNUAL REVIEW REPORT FOR 2021

Last year was very rich in the articles we received. Alas, few colleagues who sent us their articles became our authors. We received 50 articles and published only 13. It means that we declined 74% of the papers (last year it was 60%). I explained the reasons for this in my previous reports. Last year they were almost identical. The rejected papers were out of Journal's scope (articles on pedagogy, mathematical linguistics, social and media studies, translatology); showed very low quality; contained elements of self-plagiarism (translated versions of dissertation papers defended earlier and articles published earlier in another language); suggested no novelty and appeared overdue in terms of timely feedback.

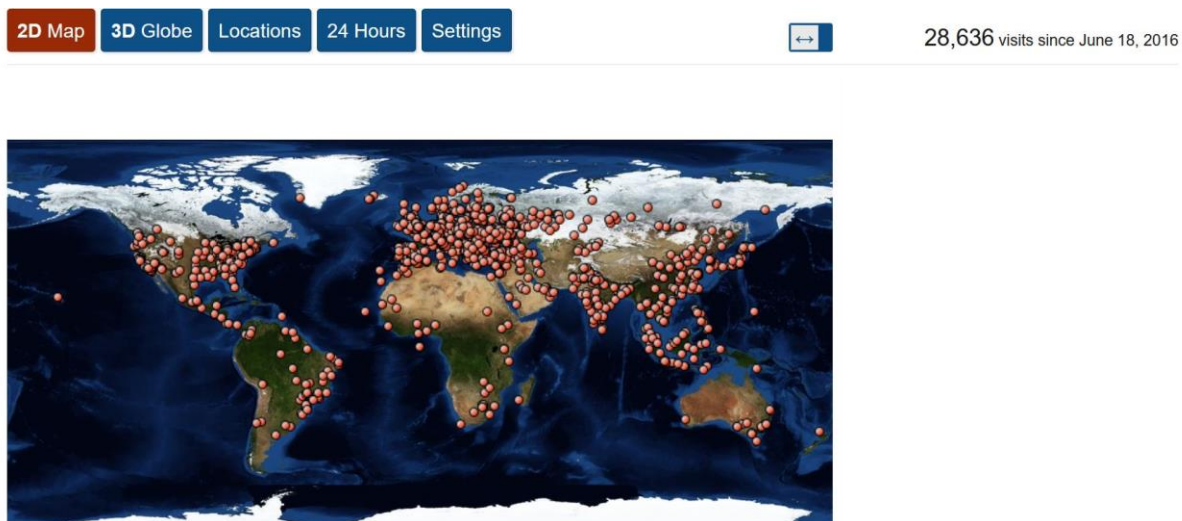
The process of editing and reviewing is long. It is described on our web site in detail. If someone asks about it, it means that this information was not read. I strongly recommend our potential authors starting with thorough examination of the Guidelines, Article Template and Review Template. You will find all necessary information and useful pieces of advice there.

Journal site activity report for 2021

1. I usually check our site visitors at the end of the year. By December, 31 2021 we had 28,636 visitors of our site (for the whole period), in 2020 we had 22,671 (+5,965).



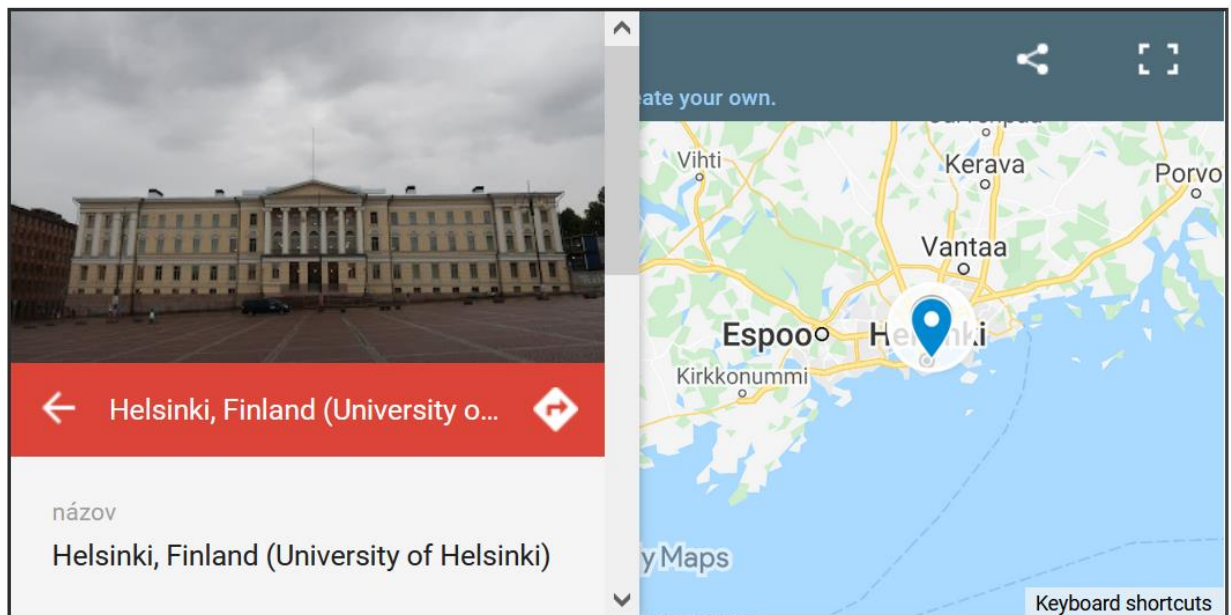
2. The map of visitors on December 31, 2021 looked like this.



3. By December 31, 2021 we had authors from 15 countries: Azerbaijan, Belgium, China, Finland, Germany, Hungary, Japan, Malaysia, Poland, Russia, Slovakia, Sweden, Ukraine, the United Kingdom, and the USA. Here you can find the map of our authors (<https://lartis.sk/authors/>). Though the number of countries is not large, we have more and more authors from the same country widening the geography of our journal in these countries.




















































































4. Our authors can find a nice photo of their university on this interactive map.



5. At the end of the year, we had visitors from the following countries:

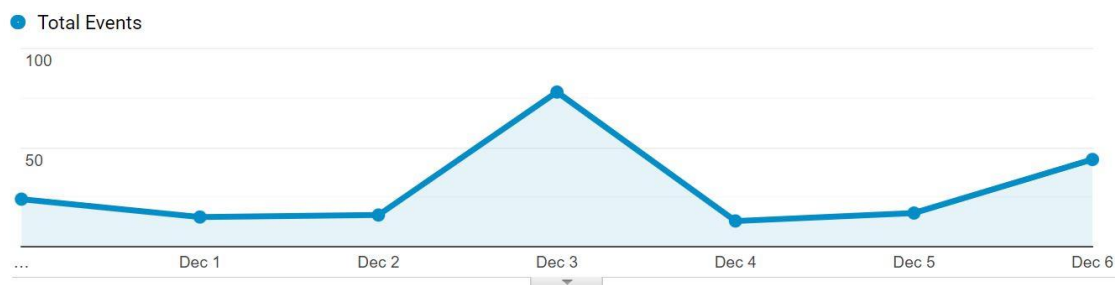
No.	Country	Last Visit ▼		Percent & Number of Visits	
1	Slovakia	Fri Dec 31, 2021	21:10:18	24.20%	6,930
2	Ukraine	Fri Dec 31, 2021	18:41:20	30.31%	8,679
3	Poland	Fri Dec 31, 2021	16:01:51	7.53%	2,155
4	Netherlands	Fri Dec 31, 2021	12:10:29	0.59%	170
5	Italy	Fri Dec 31, 2021	10:06:49	0.24%	70
6	India	Fri Dec 31, 2021	06:59:38	0.60%	171
7	Bulgaria	Thu Dec 30, 2021	10:33:09	0.34%	97
8	China	Thu Dec 30, 2021	03:45:04	3.30%	945

2	 Belize	Sun June 6, 2021	03:11:38	0.00%	1
4	 Panama	Mon Feb 22, 2021	15:56:25	0.00%	1
12	 Luxembourg	Wed May 26, 2021	23:33:26	0.00%	1
13	 Kosovo	Wed Mar 31, 2021	16:03:42	0.00%	1
21	 Myanmar	Mon Feb 22, 2021	05:03:11	0.00%	1
27	 Papua New Guinea	Sun Sept 5, 2021	14:33:28	0.00%	1
30	 Faroe Islands	Sun Apr 25, 2021	18:15:55	0.01%	2

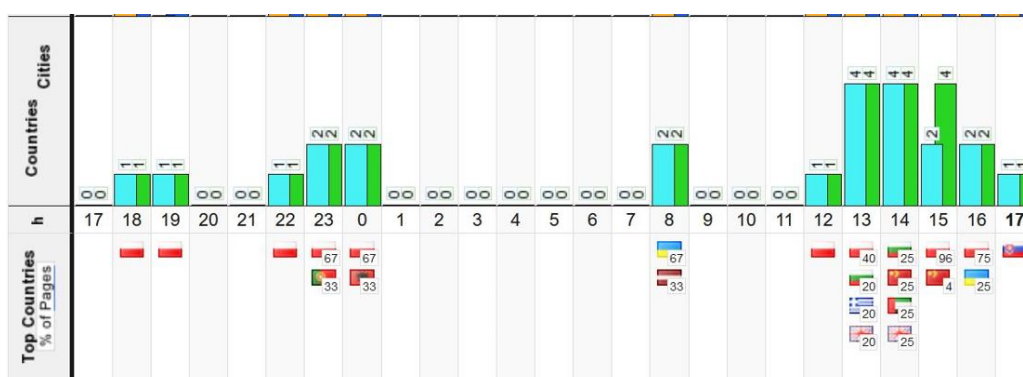
h	Top Countries % of Pages	Cities	Visits	Pages
22	 63  25  13	 3  3	2	8
23	 54  46	 2  2	5	13
0			0	0
1			0	0
2			0	0
3			0	0
4			0	0
5	 1  1	 1  1	1	4
6	 68  42	 2  3	3	12
7			0	0
8	 94  6	 2  3	4	17
9	 86  14	 2  3	3	7
10	 1	 1  1	2	9
11			0	0
12	 67  33	 2  2	2	3
13	 50  50	 2  3	3	6
14	 60  50	 2  3	4	8
15	 1	 1  1	2	9
16	 50  33  8	 4  6  6	5	12
17	 44  19  25	 6  7	7	16
18	 33  13  17	 4  5	4	12
19	 1	 1  1	1	1
20	 80  10  10	 3  4	4	10
21	 43  14	 3  4	4	7
22	 1	 1  1	1	1

8. December 2021 issue attracted attention of many people, as it follows from Google analytics.

This is the capture of Google analytics on December 3, the second day of the issue uploading:



9. This is the capture of the visitors' map on December 10, a week after his issue was uploaded:



10. As far as we use the programme Google analytics since 2019, we can specify most downloaded and read articles only during this period. Resulting from the data in the table during the period 01.01.2019 – 31.12.2021 the most read issues were 1-2020 and 2-2019, similarly to last year data.

Page ?	Total Events ?	Unique Events ?
	8,835 % of Total: 83.04% (10,640)	7,935 % of Total: 83.43% (9,511)
1. /guidelines/	1,682 (19.04%)	1,451 (18.29%)
2. /issue-1-2020/	1,331 (15.07%)	1,207 (15.21%)
3. /editorial-board/	904 (10.23%)	810 (10.21%)
4. /issue-2-2019/	901 (10.20%)	820 (10.33%)
5. /issue-2-2020/	878 (9.94%)	787 (9.92%)
6. /issue-1-2021/	483 (5.47%)	431 (5.43%)
7. /issue-1-2019/	427 (4.83%)	400 (5.04%)

The most frequently downloaded articles are as follows: **Panasenko, N., Morozova O., Gałkowski, A., Krajčovič, P., Kryachkov, D., Petlyuchenko, N., Samokhina, V., Stashko, H. & Uberman, A.** (2-2020, 193 downloads) – the 1st place:

Event Action ?	Total Events ?	Unique Events ?	Event Value ?	Avg. Value ?
	878 % of Total: 8.25% (10,640)	787 % of Total: 8.27% (9,511)	0 % of Total: 0.00% (0)	0.00 Avg for View: 0.00 (0.00%)
1. COVID-19 AS A MEDIA-CUM-LANGUAGE EVENT: COGNITIVE, COMMUNICATIVE, AND CROSS-CULTURAL ASPECTS	193 (21.98%)	179 (22.74%)	0 (0.00%)	0.00
2. FROM EXTRA-GRAMMATICAL TO EXPRESSIVE MORPHOLOGY: PRAGMATIC EFFECT OF METAPHORICAL, METONYMIC, AND METAPHTONYMIC BLENDS	131 (14.92%)	110 (13.98%)	0 (0.00%)	0.00
3. VERBAL AND NON-VERBAL FACETS OF METAEPHRASTIC WRITING: A COGNITIVE STUDY OF JOHN BERGER'S ESSAYS ON VISUAL ART	116 (13.21%)	107 (13.60%)	0 (0.00%)	0.00
4. POREIONYMIC BACKRONYMS: AMBIT, FORMATION, AND DIVERSITY	106 (12.07%)	96 (12.20%)	0 (0.00%)	0.00
5. LINGUISTIC CONSTRUCTION OF FEMALE IDENTITY IN POLISH POLITICAL DISCOURSE	90 (10.25%)	82 (10.42%)	0 (0.00%)	0.00

Artur Gałkowski, University of Łódź, Łódź, Poland (1-2020, 161 downloads) – the 2nd place:

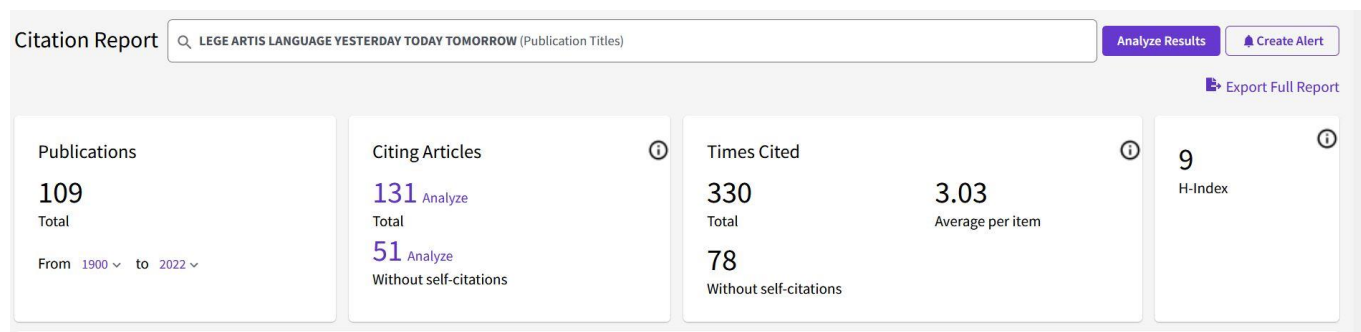
Event Action ?	Total Events ?	Unique Events ?	Event Value ?	Avg. Value ?
	1,331 % of Total: 12.51% (10,640)	1,207 % of Total: 12.69% (9,511)	0 % of Total: 0.00% (0)	0.00 Avg for View: 0.00 (0.00%)
1. FEMININE URBANONYMY IN POLISH AND ITALIAN LINGUISTIC LANDSCAPES	161 (12.10%)	152 (12.59%)	0 (0.00%)	0.00
2. THE GERMAN LINGUO-CULTURAL CONCEPT SCHADENFREUDE IN CROSS-CULTURAL PERSPECTIVE: A CORPUS-BASED APPROACH	148 (11.12%)	132 (10.94%)	0 (0.00%)	0.00
3. THE ROLE OF HISTORICAL CONTEXT RESPONSIBLE FOR THE FIGURATIVE USE OF COMMON WORDS DERIVED FROM PLACE-NAMES	147 (11.04%)	127 (10.52%)	0 (0.00%)	0.00
4. COLOURFUL MOSAIC OF IMAGES AND CHARACTERS IN THE WORKS OF IRIS MURDOCH	144 (10.82%)	138 (11.43%)	0 (0.00%)	0.00
5. STRUCTURAL TYPOLOGY OF REDUNDANCY IN ENGLISH	116 (8.72%)	107 (8.86%)	0 (0.00%)	0.00

Olha Chernenko, Kyiv National Linguistic University, Kyiv, Ukraine (2-2019, 146 downloads) – the 3rd place:

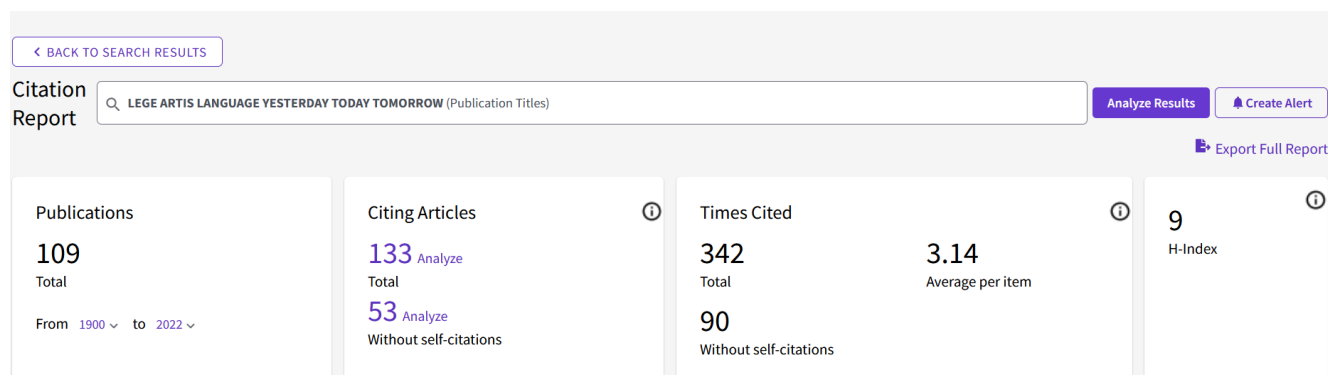
Event Action ?	Total Events ?	Unique Events ?	Event Value ?	Avg. Value ?
	901 % of Total: 8.47% (10,640)	820 % of Total: 8.62% (9,511)	0 % of Total: 0.00% (0)	0.00 Avg for View: 0.00 (0.00%)
1. PRAGMATIC PECULIARITIES OF THE FINAL PHASE OF CONFLICT INTERACTION IN FICTION DISCOURSE	146 (16.20%)	135 (16.46%)	0 (0.00%)	0.00
2. A COGNITIVE-PRAGMATIC PERSPECTIVE ON APOLOGIES IN ENGLISH AND UKRAINIAN DISCOURSE	138 (15.32%)	126 (15.37%)	0 (0.00%)	0.00
3. CONCEPTUAL METAPHORS OF TIME IN ENGLISH: AN AXIOLOGICAL PERSPECTIVE	118 (13.10%)	108 (13.17%)	0 (0.00%)	0.00
4. TWITTER-BASED MULTIMODAL METAPHORICAL MEMES PORTRAYING DONALD TRUMP	114 (12.65%)	103 (12.56%)	0 (0.00%)	0.00
5. THE IMAGINARY: FROM GENRE THROUGH TEXT AND LANGUAGE TO CONCEPTUAL SPACE (BASED ON J.R.R. TOLKIEN'S LITERARY WORKS)	104 (11.54%)	98 (11.95%)	0 (0.00%)	0.00

11. As far as our relations with Google Scholar are complicated and there is no possibility to contact the team, this year we will not include its data into the annual report. We have 400 visible citations there, though in fact the number is considerably higher.

12. Here is the citation report of 31.12.2021, from Web of Science and the list of top cited articles. As compared with the previous year, we have better characteristics:



These data are constantly changing and week later, we had the following characteristics:



13. Top ten most cited papers in WoS belong to the following authors:

109 Publications		Citations						
		Sort by: Citations: highest first					Average per year	Total
		2018	2019	2020	2021	2022		
Total		54	77	94	72	0	47.14	330
1	METAPHOR IN MEDIA LANGUAGE AND COGNITION: A PERSPECTIVE FROM CONCEPTUAL METAPHOR THEORY Kovecses, Z Jun 2018 LEGE ARTIS-LANGUAGE YESTERDAY TODAY TOMORROW 3 (1) , pp.124-141	0	8	10	10	0	5.6	28
2	MONOMODAL AND MULTIMODAL INSTANTIATIONS OF CONCEPTUAL METAPHORS OF BREXIT Morozova, O Dec 2017 LEGE ARTIS-LANGUAGE YESTERDAY TODAY TOMORROW 2 (2) , pp.250-283	1	5	5	3	0	2.33	14
3	SPEAKING TO THE GLOBAL AUDIENCE: A CASE STUDY INTO THE MESSAGE TRANSFORMATION Fedoriv, Y Dec 2016 LEGE ARTIS-LANGUAGE YESTERDAY TODAY TOMORROW 1 (2) , pp.1-36	4	2	2	2	0	1.86	13
4	FIGURING THE MALE AND FEMALE: FIRE AND WATER IN BRADBURY'S (SCIENCE) FICTION Davdyuk, Y and Panasenko, N Jun 2016 LEGE ARTIS-LANGUAGE YESTERDAY TODAY TOMORROW 1 (1) , pp.4-74	2	4	3	0	0	1.71	12
5	CONFLICT, CONFRONTATION, AND WAR REFLECTED IN MASS MEDIA: SEMANTIC WARS, THEIR VICTORS AND VICTIMS Panasenko, N; Gregus, L and Zabuzhanska, I Dec 2018 LEGE ARTIS-LANGUAGE YESTERDAY TODAY TOMORROW 3 (2) , pp.132-163	0	6	3	2	0	2.2	11
6	PROSODY OF THE VIEWPOINT IN POLITICAL DISCOURSE Alexiyevets, O Jun 2017 LEGE ARTIS-LANGUAGE YESTERDAY TODAY TOMORROW 2 (1) , pp.4-41	2	3	4	1	0	1.83	11
7	PRAGMATICS OF EMOTIONALITY IN DISCOURSE PROCESSING: PROLEGOMENA TO IDEOLOGY SHAPING ENGINES Pinich, I Jun 2017 LEGE ARTIS-LANGUAGE YESTERDAY TODAY TOMORROW 2 (1) , pp.262-298	5	1	2	2	0	1.83	11
8	'HAUNTED BY AMBIGUITIES' REVISITED: IN SEARCH OF A METAMETHOD FOR LITERARY TEXT DISAMBIGUATION Yorobova, OP Jun 2017 LEGE ARTIS-LANGUAGE YESTERDAY TODAY TOMORROW 2 (1) , pp.428-496	4	2	2	1	0	1.83	11
9	DEATH IN METAPHORICAL LANGUAGE Uberman, A Dec 2016 LEGE ARTIS-LANGUAGE YESTERDAY TODAY TOMORROW 1 (2) , pp.171-211	2	1	1	2	0	1.29	9
10	MEDIA IMAGES OF SLOVAK AND UKRAINIAN PRESIDENTS: 'I/WE' BINARY PRONOMINAL OPPOSITION IN POLITICAL SPEECHES Stashko, H; Prykhodchenko, O; (...); Yrabec, N Jun 2020 LEGE ARTIS-LANGUAGE YESTERDAY TODAY TOMORROW 5 (1) , pp.350-389	0	0	3	5	0	2.67	8
11	FRAME MODELING OF THE CONCEPTS OF LIFE AND DEATH IN THE ENGLISH GOTHIC WORLDVIEW Pryhodko, A and Prykhodchenko, O Dec 2018 LEGE ARTIS-LANGUAGE YESTERDAY TODAY TOMORROW 3 (2) , pp.164-203	0	2	2	4	0	1.6	8
12	MEDIA TEXT ENERGY AS COLLECTIVE CULTURAL MEMORY REFLECTION Erofeeva, I and Ushnikova, O Dec 2017 LEGE ARTIS-LANGUAGE YESTERDAY TODAY TOMORROW 2 (2) , pp.1-46	2	2	2	2	0	1.33	8
14	TOWARDS UNDERSTANDING OF CONCEPTUALISATION IN COGNITIVE TERMINOLOGY Manerko, I Dec 2016 LEGE ARTIS-LANGUAGE YESTERDAY TODAY TOMORROW 1 (2) , pp.129-170	1	3	0	1	0	1.14	8

The last four authors have identical number of citations, thus they belong to top 10 group.

Our congratulations to the most downloaded and cited authors!

13. I am glad to inform our authors and readers that we are still in the list of scientific journals of the Polish Ministry of Education and Science and are given the highest assessment with 200 points

(<https://www.gov.pl/web/edukacja-i-nauka/nowy-rozszerzony-wykaz-czasopism-naukowych-i-recenzowanych-materialow-z-konferencji-miedzynarodowych?fbclid=IwAR09XGsn8RI4sKLsyhzYet2od8r61laELBl2wFrRfzivepzCEF4ebOGz8#xdcof=ZmZkZjE2YjgtM2QyMS00N2JkLTk0MTQtYWU2NjA4N2FkYzY2~>)

Załącznik do komunikatu

Ministra Edukacji i Nauki z dnia 9 lutego 2021 r.

13577	13580	Lege Artis-Language Yesterday Today Tomorrow 2453-8035	200	językoznawstwo;
-------	-------	---	-----	-----------------

All these data and infographics presented above are the results of hard work of the journal team members whom I want to thank.

Nataliya Panasenko,

Editor-in-Chief