

## ANNUAL REVIEW REPORT FOR 2022

In so far as our journal has been under re-evaluation, we have received many good pieces of advice. Following them, we have changed the interface of our web site, edited our Guidelines and Article template, reduced the volume of future articles and specified the branches of linguistics to better fit the team of editors and reviewers. We have also refreshed their publication lists and added Researcher profile links to their Contact data. Our journal is now registered by the Ministry of Culture of the Slovak Republic with the license number EV 26/22/EPP, which we added to our web site. As the University of SS Cyril and Methodius in Trnava, our publisher, updated its logo we have also updated ours.

The interest in our journal remains stable and the number of articles we received last year is approximately identical to that of 2021 – 46 articles (47 in 2021), but the number of rejected articles is lower (46%) as compared to 72% in 2021. It does not mean that we work less. It means that our potential authors understand that we only accept papers of the highest quality for consideration. This year I have decided to visualize the number of the accepted and declined articles in the form of a graph (see Fig. 1).

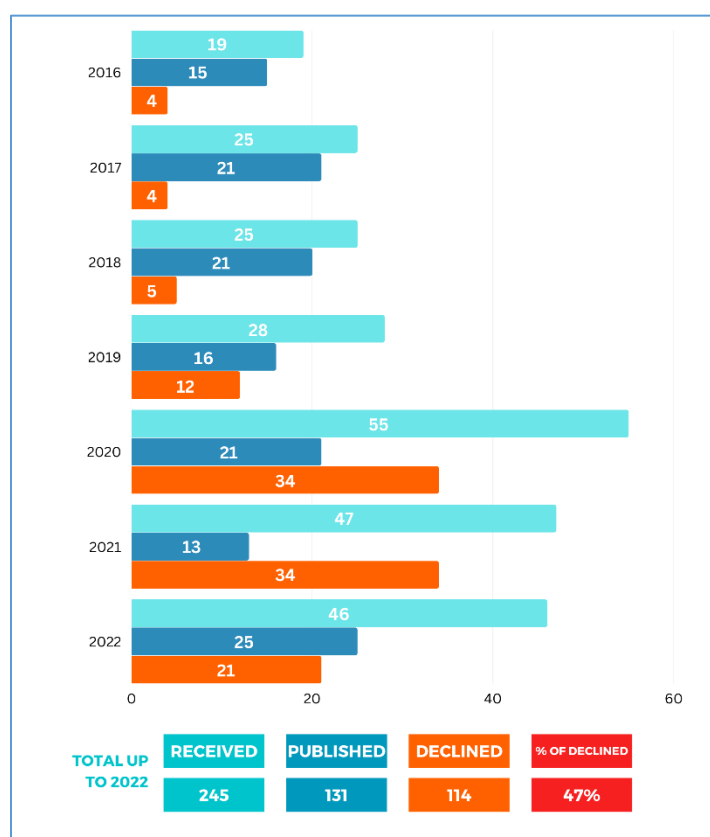


Figure 1. Received, published and declined articles during the period of 2016–2022.

Source: Own processing

I will not explain once again why so many articles have been rejected. You may find the explanation in my report for 2021, but the reasons are the same. I have a feeling that some people read neither our Guidelines, nor our published articles and then send us articles out of scope of our journal or translated versions of their previous publications in their native language. The dynamics of growth in declined articles can be seen in Fig. 2.

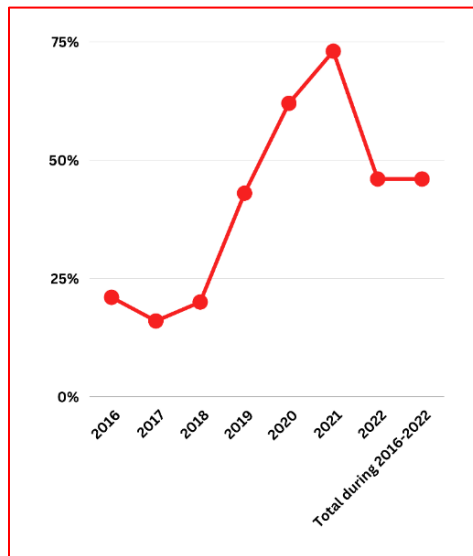


Figure 2. Declined articles in % during 2016-2022 (per each year and in total). Source: Own processing

The interest in our journal is vividly illustrated by the map of visitors (see Fig. 3).



Figure 3. Map of visitors as of December 31, 2022. Source: Own processing from our web site

We see here that by the end of 2022 – beginning of 2023 we had 35,658 visitors from 136 countries. The top seven countries whose people visited us on January 1, 2023 can be seen in Fig. 4.








No.	Country	Last Visit ▼		Percent & Number of Visits	
1	 Slovakia	Sun Jan 1, 2023	16:32:13	22.47%	8,012
2	 Nigeria	Sun Jan 1, 2023	15:58:00	0.04%	13
3	 Ukraine	Sun Jan 1, 2023	15:41:26	26.29%	9,374
4	 Finland	Sun Jan 1, 2023	12:21:07	0.47%	166
5	 China	Sun Jan 1, 2023	03:45:07	3.17%	1,130
6	 United States	Sun Jan 1, 2023	00:11:28	15.30%	5,454
7	 Canada	Sat Dec 31, 2022	16:45:18	0.99%	354

Figure 4. Map of top seven visitors on January 1, 2023. Source: *Lege artis* site; own processing

In 2021, we had 28,363 visitors from 127 countries. We had over 7,000 visitors more in 2022 and 9 new countries (see Fig. 5) and 35,658 visitors from 136 countries in total as of December 31, 2022.

129	 Dominican Republic	Sun Jan 23, 2022	13:59:46	0.00%	1
130	 Ecuador	Mon Jan 24, 2022	17:12:06	0.00%	1
131	 Jamaica	Wed Apr 13, 2022	06:54:15	0.00%	1
132	 Venezuela	Sun June 5, 2022	20:59:32	0.00%	1
133	 Peru	Mon July 11, 2022	21:03:03	0.00%	1
134	 Libyan Arab Jamahiriya	Wed Aug 10, 2022	13:55:33	0.00%	1
135	 Nepal	Wed Sept 7, 2022	14:44:08	0.00%	1
136	 Benin	Fri Nov 4, 2022	23:26:55	0.00%	1

Figure 5. Map of new visitors to our site in 2022. Source: *Lege artis* site; own processing

Though we had 35,658 visitors by the end of the year, their distribution is not proportional, as it is seen in Fig. 4. Sometimes one country is represented by the readers from its different parts simultaneously (see Fig. 6).



Figure 6. Visitors to our web site from different American states and regions of the Czech Republic.  
 Source: *Lege artis* site; own processing

Using the map of visitors is very informative and shows the panorama of our readers. Now I can state that we have visitors from all continents but one – Antarctica (see Fig. 7).



Figure 7. The map of our site visitors in December 2022. Source: *Lege artis* site; own processing

Now a few words about our authors. By December 31, 2022, our journal was represented by the authors from 17 countries: Azerbaijan, Belgium, China, Finland, Germany, Ghana, Hungary, Japan, Malaysia,

Poland, Russia, Saudi Arabia, Slovakia, Sweden, Ukraine, the United Kingdom, and the USA. The map of our authors (see Fig. 8) can be found here: (<https://lartis.sk/authors/>).



Figure 8. Map of our authors in 2022. Source: *Lege artis* site; own processing

If you click on the arrow, you will see the list of the cities, countries and educational establishments our authors come from (see Fig. 9).

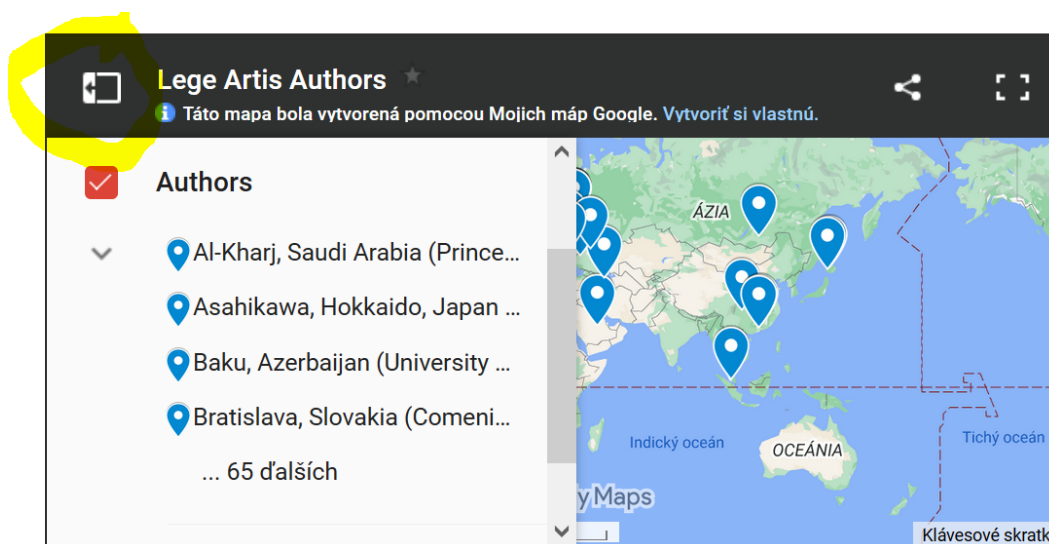


Figure 9. The list of our authors' locations in 2022. Source: *Lege artis* site; own processing

Clicking on the city will open a nice photo of the university where our authors work (see Fig. 10).



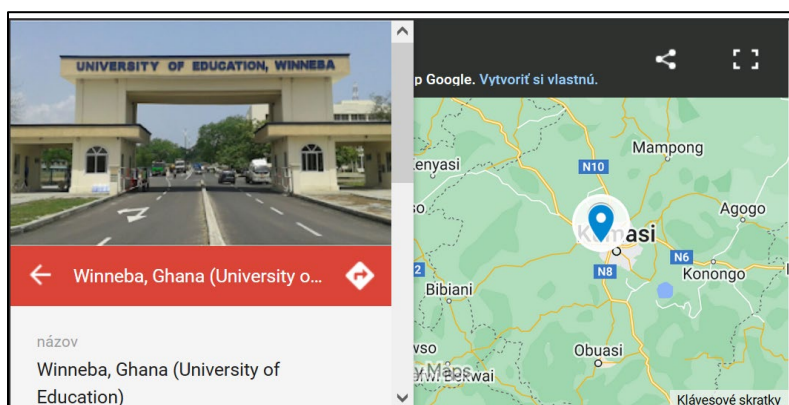


Figure 10. University of Education, Winneba, Ghana. Source: *Lege artis* site; own processing

Concerning the activity of our visitors, it is different during the whole year (see Figs. 11 and 12).

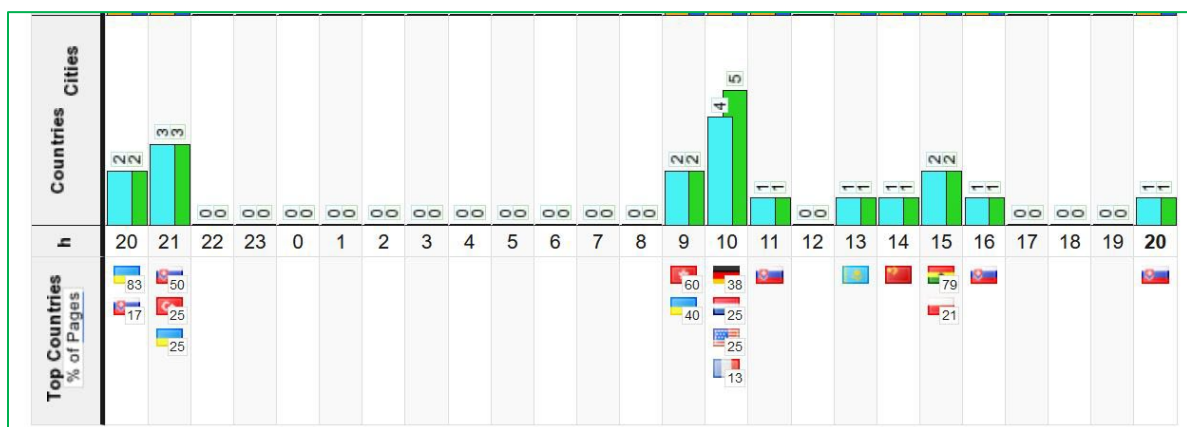


Figure 11. Visitors to our web site in June 2022. Source: *Lege artis* site; own processing

In Figure 11 we see the interest in our June issue.

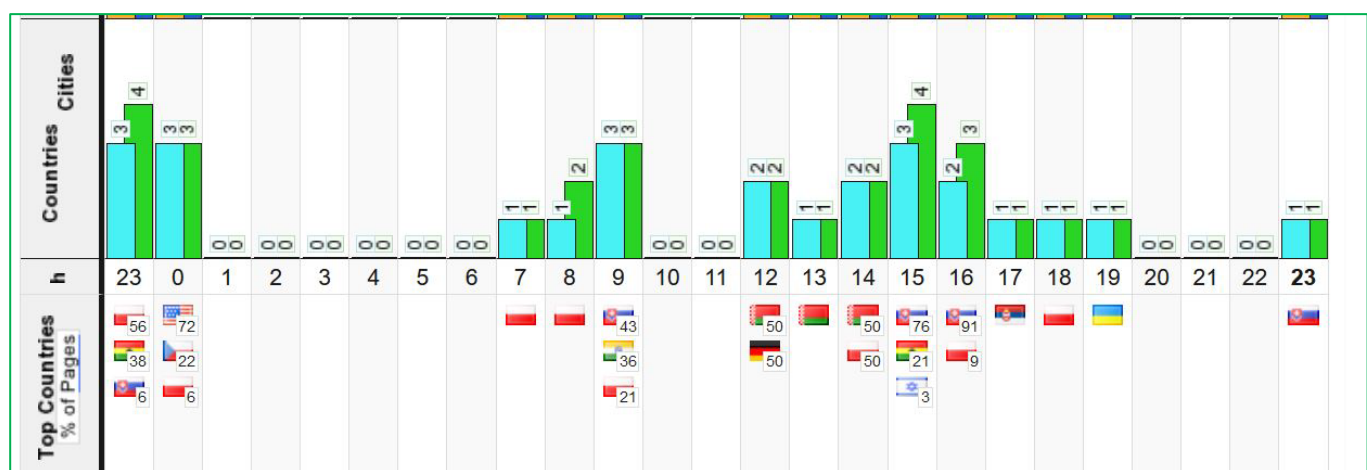


Figure 12. Visitors to our web site in July 2022. Source: *Lege artis* site; own processing

Comparing these two figures we can come to the conclusion that the Special issue uploaded in July evoked great interest from the world research community represented by (in alphabetical order) Belarus, the Czech Republic, Germany, Ghana, India, Israel, Poland, Slovakia, Ukraine, and the USA.

We can also trace the flow of our site visits via Google Analytics. Fig. 13 demonstrates waves of interest in the Special issue, which was our first experience. I want to express my sincere gratitude to Special Editor Halyna Stashko, Kyiv National Linguistic University, Ukraine and Guest Editors – Robert Kiełtyka and Beata Kopecka, University of Rzeszów, Poland whose professionalism, competence and devotion to science made this collection of papers so interesting and popular.

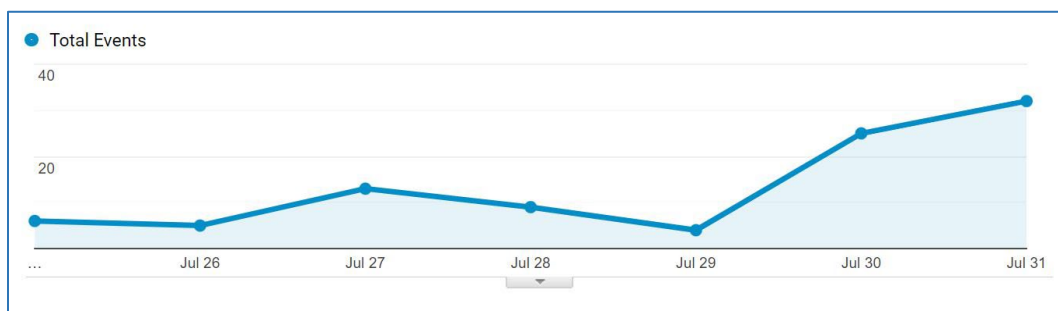


Figure 13. Visitors to our web site in July 2022. Source: Google Analytics

We uploaded the last issue on December 5 and the activity of our readers in November can be explained by the interest in our journal in general, not by the interest to each definite issue (see Fig. 14).

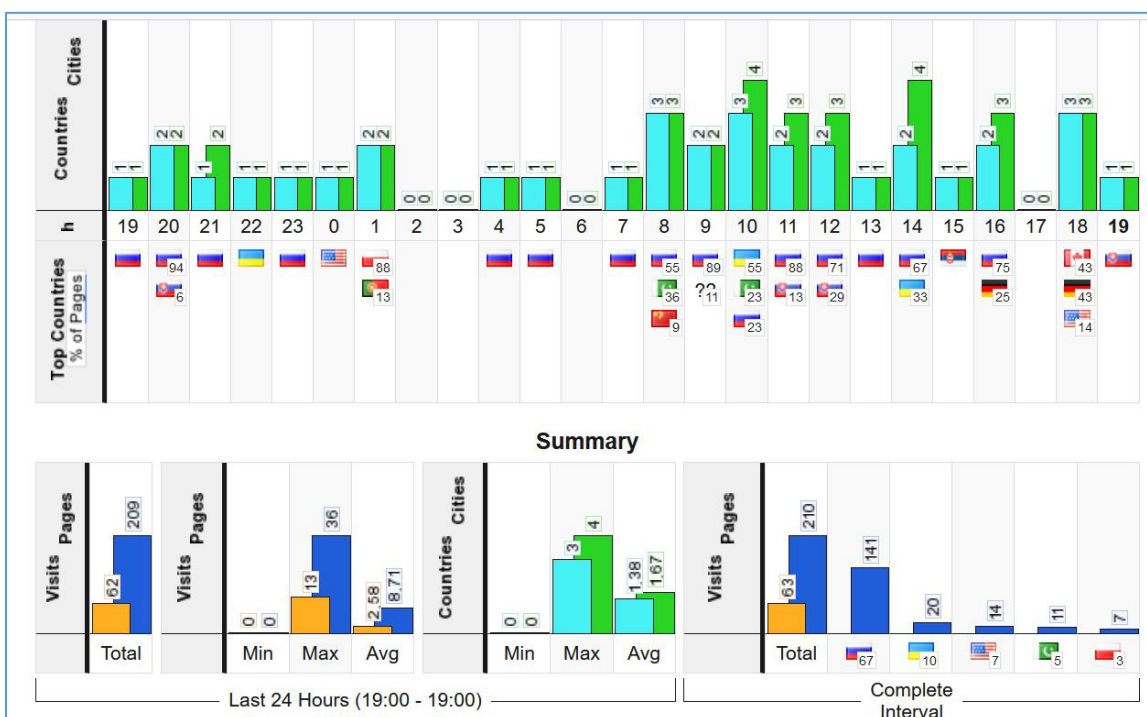


Figure 14. Visitors to our web site in November 2022. Source: *Lege artis* site; own processing

In this case, the set of countries representing the visitors to our web site is different and includes (again in alphabetical order) Canada, China, Germany, Ghana, Pakistan, Poland, Portugal, Russia, Serbia, Slovakia, and Ukraine.

For any journal, contact with major scholars is very important. No less important is the citation of the published articles in reputable databases (see Figs. 15 and 16).

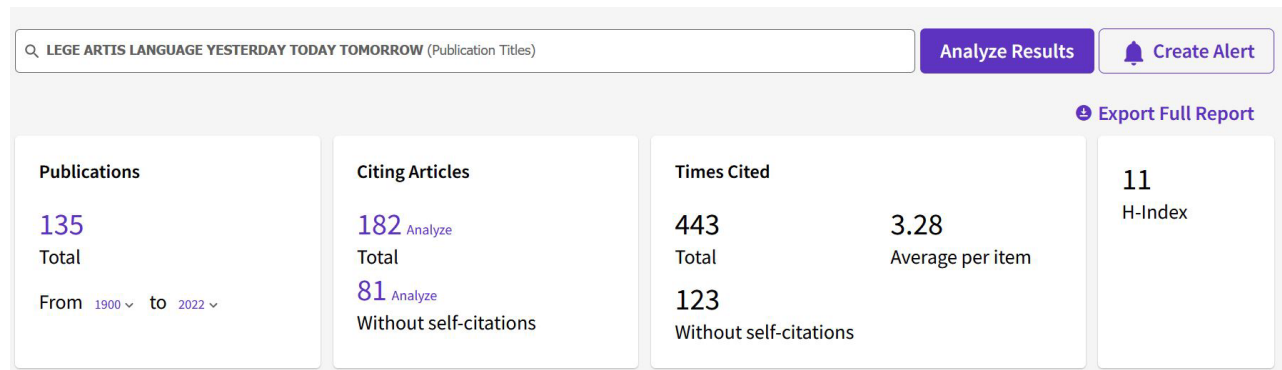


Fig. 15. Citations of *Lege artis* in Web of Science in December 2022. Source: Web of Science site

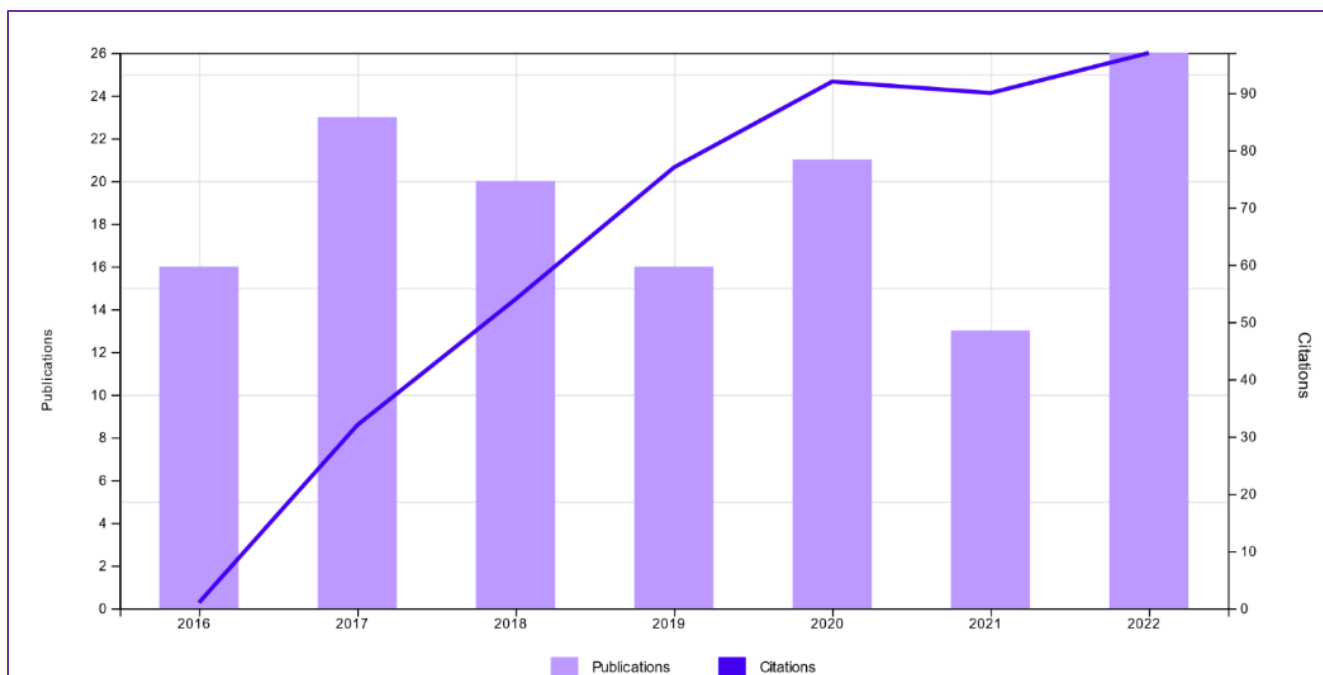


Figure 16. Publications and citations of *Lege artis* presented in Web of Science in 2022.  
Source: Web of Science site

In 2022, we had 26 publications indexed in Web of Science and 102 citations.

The following authors occupy the top ten positions in the Web of Science list for *Lege Artis* (see Fig. 17).



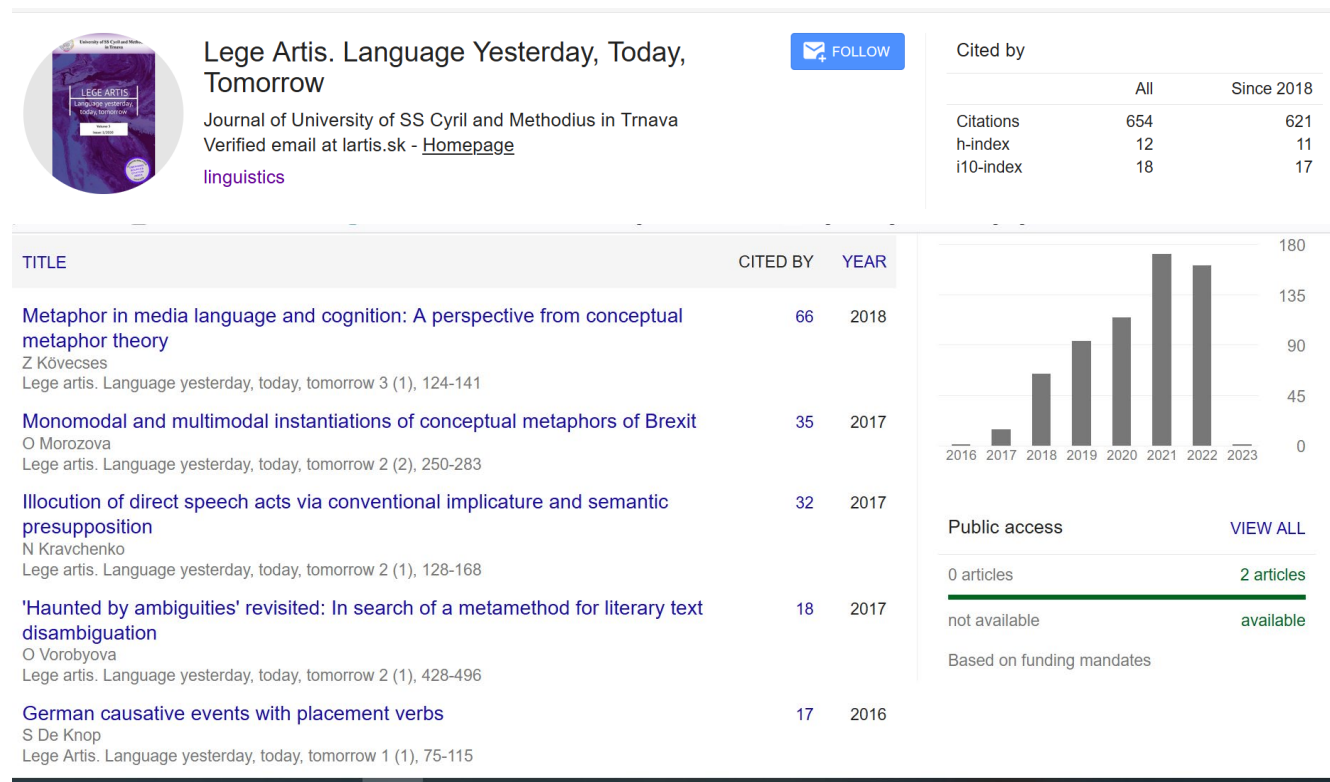
135 Publications		Sort by: Citations: highest first ▾		< 1 of 3 >		Citations							
						< Previous year					Next year >	Average per year	Total
						2019	2020	2021	2022	2023			
Total						77	92	90	102	0	56	448	
⊖ 1	METAPHOR IN MEDIA LANGUAGE AND COGNITION: A PERSPECTIVE FROM CONCEPTUAL METAPHOR THEORY  Kovecses, Z  Jun 2018   <a href="#">LEGE ARTIS-LANGUAGE YESTERDAY TODAY TOMORROW</a> 3 (1) , pp.124-141					8	10	14	8	0	6.67	40	
⊖ 2	MONOMODAL AND MULTIMODAL INSTANTIATIONS OF CONCEPTUAL METAPHORS OF BREXIT  Morozova, O  Dec 2017   <a href="#">LEGE ARTIS-LANGUAGE YESTERDAY TODAY TOMORROW</a> 2 (2) , pp.250-283					5	5	5	3	0	2.71	19	
⊖ 3	CONFLICT, CONFRONTATION, AND WAR REFLECTED IN MASS MEDIA: SEMANTIC WARS, THEIR VICTORS AND VICTIMS  Panasenکو, N; Gregus, L and Zabuzhanska, J  Dec 2018   <a href="#">LEGE ARTIS-LANGUAGE YESTERDAY TODAY TOMORROW</a> 3 (2) , pp.132-163					6	3	3	5	0	2.83	17	
⊖ 4	SPEAKING TO THE GLOBAL AUDIENCE: A CASE STUDY INTO THE MESSAGE TRANSFORMATION  Fedoriv, Y  Dec 2016   <a href="#">LEGE ARTIS-LANGUAGE YESTERDAY TODAY TOMORROW</a> 1 (2) , pp.1-36					2	2	2	0	0	1.63	13	
⊖ 5	FIGURING THE MALE AND FEMALE: FIRE AND WATER IN BRADBURY'S (SCIENCE) FICTION  Davydyuk, Y and Panasenکو, N  Jun 2016   <a href="#">LEGE ARTIS-LANGUAGE YESTERDAY TODAY TOMORROW</a> 1 (1) , pp.4-74					4	3	1	0	0	1.63	13	
⊖ 6	COVID-19 AS A MEDIA-CUM-LANGUAGE EVENT: COGNITIVE, COMMUNICATIVE, AND CROSS-CULTURAL ASPECTS  Panasenکو, N; Morozova, O; (...); Uberman, A  Dec 2020   <a href="#">LEGE ARTIS-LANGUAGE YESTERDAY TODAY TOMORROW</a> 5 (2) , pp.122-210					0	0	4	8	0	3	12	
⊖ 7	'HAUNTED BY AMBIGUITIES' REVISITED: IN SEARCH OF A METAMETHOD FOR LITERARY TEXT DISAMBIGUATION  Vorobyova, OP  Jun 2017   <a href="#">LEGE ARTIS-LANGUAGE YESTERDAY TODAY TOMORROW</a> 2 (1) , pp.428-496					2	2	1	1	0	1.71	12	

8	<b>MEDIA TEXT ENERGY AS COLLECTIVE CULTURAL MEMORY REFLECTION</b> Erofeeva, I and Ushnikova, O Dec 2017   <b>LEGE ARTIS - LANGUAGE YESTERDAY TODAY TOMORROW</b> 2 (2) , pp.1-46	2	2	2	3	0	1.57	11
9	<b>PROSODY OF THE VIEWPOINT IN POLITICAL DISCOURSE</b> Alexiyevets, O Jun 2017   <b>LEGE ARTIS - LANGUAGE YESTERDAY TODAY TOMORROW</b> 2 (1) , pp.4-41	3	4	1	0	0	1.57	11
10	<b>TOWARDS UNDERSTANDING OF CONCEPTUALISATION IN COGNITIVE TERMINOLOGY</b> Manerko, L Dec 2016   <b>LEGE ARTIS - LANGUAGE YESTERDAY TODAY TOMORROW</b> 1 (2) , pp.129-170	3	0	1	3	0	1.38	11
11	<b>DEATH IN METAPHORICAL LANGUAGE</b> Uberman, A Dec 2016   <b>LEGE ARTIS - LANGUAGE YESTERDAY TODAY TOMORROW</b> 1 (2) , pp.171-211	1	0	3	2	0	1.38	11

Figure 17. Top ten *Lege Artis* authors cited in Web of Science in 2022. Source: Web of Science site

In fact, there are 11 names on this list because four authors have equal number of citations – 11.

As concerns Google Scholar, in 2022 we had 654 citations (in 2021 – 400). Fig. 18 shows the diagram of the citations and top ten cited papers.



Conflict, confrontation, and war reflected in mass media: Semantic wars, their victors and victims N Panasenko, L Gregus, I Zabuzhanska Lege artis. Language yesterday, today, tomorrow 3 (2), 132-163	16	2018
Reverse perspective as a narrative technique in Amerindian prosaic texts S Volkova Lege artis. Language yesterday, today, tomorrow 1 (1), 359-394	16	2016
COVID-19 as a mediacum-language event: Cognitive, communicative, and cross-cultural aspects N Panasenko, O Morozova, A Gałkowski, P Krajčovič, D Kryachkov, ... Lege artis. Language yesterday, today, tomorrow 5 (2), 122-210	15	2020
Claim for identity or personality face: The Oscar winners' dilemma N Kravchenko, T Pasternak Lege artis. Language yesterday, today, tomorrow 3 (1), 142-178	15	2018
Prosody of the viewpoint in political discourse O Alexiyevets Lege artis. Language yesterday, today, tomorrow 2 (1), 4-41	15	2017

Figure 18. Citations of *Lege artis* by the end of 2022 in Google Scholar. Source: Google Scholar

Articles published in *Lege artis* are not only cited; they are downloaded, read and used in professional activity. The programme Google Analytics provides the possibility to trace the most downloaded items, which include not only the articles, but Guidelines, Article template, Editorial policy, Charges, Contact data information, etc. (see Fig. 19).


		3,086 % of Total: 100.00% (3,086)	2,739 % of Total: 100.00% (2,739)
1. /editorial-board/		622 (20.16%)	493 (18.00%)
2. /special-issue-2-2022/		411 (13.32%)	366 (13.36%)
3. /guidelines/		372 (12.05%)	333 (12.16%)
4. /issue-1-2022/		340 (11.02%)	318 (11.61%)
5. /issue-2-2021/		306 (9.92%)	280 (10.22%)
6. /reviewers/		191 (6.19%)	162 (5.91%)
7. /issue-1-2021/		101 (3.27%)	93 (3.40%)

Figure 19. Most downloaded items in 2022. Source: Google Analytics

The most frequently downloaded articles are as follows:

**Nataliya Panasenko, Olena Morozova, Artur Gałkowski, Peter Krajčovič, Dmitry Kryachkov, Nataliya Petlyuchenko, Victoria Samokhina, Halyna Stashko, Agnieszka Uberman** "COVID-19 as a media-cum-language event: Cognitive, communicative, and cross-cultural aspects", 2-2020 – 223 downloads – **1<sup>st</sup> place** (in 2021 – 193 downloads).

**Artur Gałkowski, University of Łódź, Łódź, Poland** "Feminine urbanonymy in Polish and Italian linguistic landscapes", 1-2020, 175 downloads – **2<sup>nd</sup> place** (in 2021 – 161 downloads).

**Robert Kiełtyka, University of Rzeszów, Rzeszów, Poland** "The role of historical context responsible for the figurative use of common words derived from place-name", 1-2020, 167 downloads) – **3<sup>rd</sup> place** (in 2021 – 147 downloads).

These and other most downloaded items and articles are presented in Fig. 20 below.

Event Action ?	Total Events ? ↓	Unique Events ?
	<b>11,038</b> % of Total: 100.00% (11,038)	<b>9,865</b> % of Total: 100.00% (9,865)
1. <a href="#">Guidelines for authors</a>	<b>1,268</b> (11.49%)	<b>1,088</b> (11.03%)
2. <a href="#">Article template</a>	<b>551</b> (4.99%)	<b>487</b> (4.94%)
3. <a href="#">COVID-19 AS A MEDIA-CUM-LANGUAGE EVENT: COGNITIVE, COMMUNICATIVE, AND CROSS-CULTURAL ASPECTS</a>	<b>223</b> (2.02%)	<b>208</b> (2.11%)
4. <a href="#">Nataliya Panasenko University of SS Cyril and Methodius in Trnava Slovakia</a>	<b>203</b> (1.84%)	<b>155</b> (1.57%)
5. <a href="#">FEMININE URBANONYMY IN POLISH AND ITALIAN LINGUISTIC LANDSCAPES</a>	<b>175</b> (1.59%)	<b>166</b> (1.68%)
6. <a href="#">THE ROLE OF HISTORICAL CONTEXT RESPONSIBLE FOR THE FIGURATIVE USE OF COMMON WORDS DERIVED FROM PLACE-NAMES</a>	<b>167</b> (1.51%)	<b>147</b> (1.49%)
7. <a href="#">THE GERMAN LINGUO-CULTURAL CONCEPT SCHADENFREUDE IN CROSS-CULTURAL PERSPECTIVE: A CORPUS-BASED APPROACH</a>	<b>156</b> (1.41%)	<b>138</b> (1.40%)
8. <a href="#">COLOURFUL MOSAIC OF IMAGES AND CHARACTERS IN THE WORKS OF IRIS MURDOCH</a>	<b>155</b> (1.40%)	<b>148</b> (1.50%)
9. <a href="#">VERBAL DUEL AND FLIRTATION FROM A COGNITIVE PERSPECTIVE: A CASE STUDY OF FILM NOIR "THE BIG SLEEP" (1946)</a>	<b>151</b> (1.37%)	<b>137</b> (1.39%)
10. <a href="#">Halyna Stashko Kyiv National Linguistic University Ukraine</a>	<b>150</b> (1.36%)	<b>125</b> (1.27%)

Figure 20. Most downloaded items from our web site during the period 01.2019-12.2022.

Source: Google Analytics

Sincere congratulations to our colleagues who occupy the leading positions for the second time and to those who have greatly contributed to the popularity of our journal.

In 2022, we were again in the list of scientific journals of the Polish Ministry of Education and Science and were given the highest assessment with 200 points) (see Fig. 21).

13577	13580	Lege Artis-Language Yesterday Today Tomorrow 2453-8035	200	językoznawstwo;
-------	-------	---	-----	-----------------

Figure 21. The list of registered scientific journals of the Polish Ministry of Education and Science. Source: ([https://www.gov.pl/web/edukacja-i-nauka/nowy-rozszerzony-wykaz-czasopism-naukowych-i-recenzowanych-materialow-z-konferencji-miedzynarodowych?fbclid=IwAR09XGsn8RI4sKLsyhzYet2od8r61laELBI2wFrRfzivepzCEF4ebOGz8#xd\\_co\\_f=ZmZkZjE2YjgtM2QyMS00N2JkLTk0MTQtYWU2NjA4N2FkYzY2~](https://www.gov.pl/web/edukacja-i-nauka/nowy-rozszerzony-wykaz-czasopism-naukowych-i-recenzowanych-materialow-z-konferencji-miedzynarodowych?fbclid=IwAR09XGsn8RI4sKLsyhzYet2od8r61laELBI2wFrRfzivepzCEF4ebOGz8#xd_co_f=ZmZkZjE2YjgtM2QyMS00N2JkLTk0MTQtYWU2NjA4N2FkYzY2~))

All the data and infographics presented above are the results of hard work by the journal team members whom I want to thank. Now our journal team includes 35 people from 14 countries and it is hardly possible to name here everyone. Nevertheless, I would like to mention some people without whom our well-organized work is hardly possible. They are my Deputy Halyna Stashko, Web Masters Michal Kabát and Lukáš Pieš and our Treasurer Tatiana Podmaková. I have no doubt that next year will bring better results in every position and the editorial team will do everything to keep up the reputation of our journal.

Nataliya Panasenko,

Editor-in-Chief