

## ANNUAL REVIEW REPORT FOR 2023

This year my report appears a little later than usual, because we were waiting for the December issue to be uploaded by Web of Science. In 2023 we received 27 articles, published 18 and declined 9 (33.3%). Since 2016 we have received 271 articles, published 149 and declined 122 (45%). The number of published articles differs slightly from that seen in Web of Science (154). It can be explained by the fact that we include only the number of articles, whereas Web of Science also includes several editorials.

The reasons for the declining numbers of articles are unchanging from year to year: low quality, translations of previous publications in native languages, and topics, which are out of our scope. In addition, the authors started not sending their articles immediately but began to ask us if this or that topic suits our fields of expertise.

The map of visitors to our web site in December 2023 is as below (see Fig. 1).

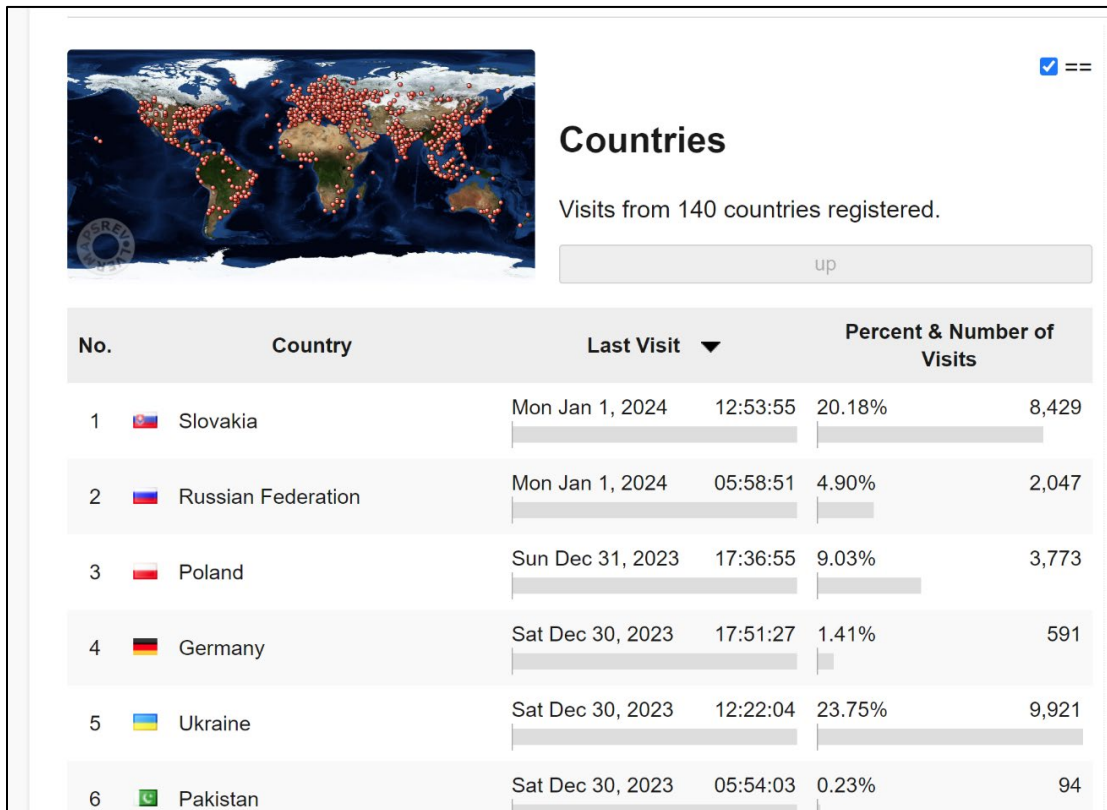


Figure 1. Map of visitors as of December 31, 2023. Source: Own processing from our web site

By the end of 2023 we had 40,285 visitors from 140 countries; in 2022 – 35,658 visitors from 136 countries. The top ten visiting nations over the course of the year can be seen in Fig. 2.











No.	Country	Last Visit		Percent & Number of Visits	
1	 Ukraine	Sat Mar 30, 2024	19:52:53	23.52%	10,057
2	 Slovakia	Sun Mar 31, 2024	18:13:10	20.24%	8,653
3	 United States	Thu Mar 28, 2024	22:00:32	17.83%	7,624
4	 Poland	Sun Mar 31, 2024	17:57:52	9.12%	3,900
5	 Russian Federation	Tue Mar 26, 2024	23:27:13	4.84%	2,071
6	 China	Fri Mar 29, 2024	17:00:34	3.16%	1,351
7	 Czech Republic	Sat Mar 30, 2024	15:56:57	2.89%	1,234
8	 Germany	Tue Mar 19, 2024	12:55:01	1.43%	611
9	 Greece	Sat Feb 3, 2024	22:54:46	1.38%	592
10	 India	Sat Mar 30, 2024	09:48:50	1.26%	537

Figure 2. Map of top ten visiting nations as at January 1, 2023. Source: *Lege artis* site; own processing

Now our map of visitors looks like this (see Fig. 3).



Figure 3. The map of our site visitors in March 2024. Source: *Lege artis* site; own processing

On some days we have many visitors from various countries (see Fig. 4).

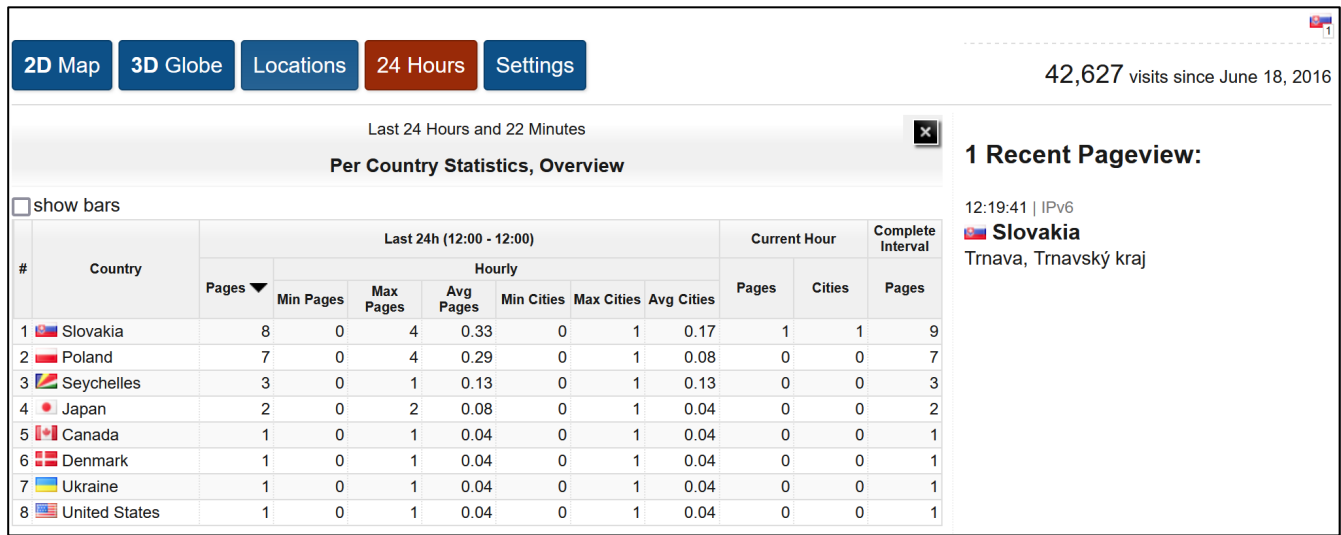


Figure 4. Our site visitors in March 2024. Source: *Lege artis* site; own processing

Concerning the activity of our visitors, it traditionally varies over the whole year and is not connected with the upload of the latest issue (see Figs. 5 and 6).

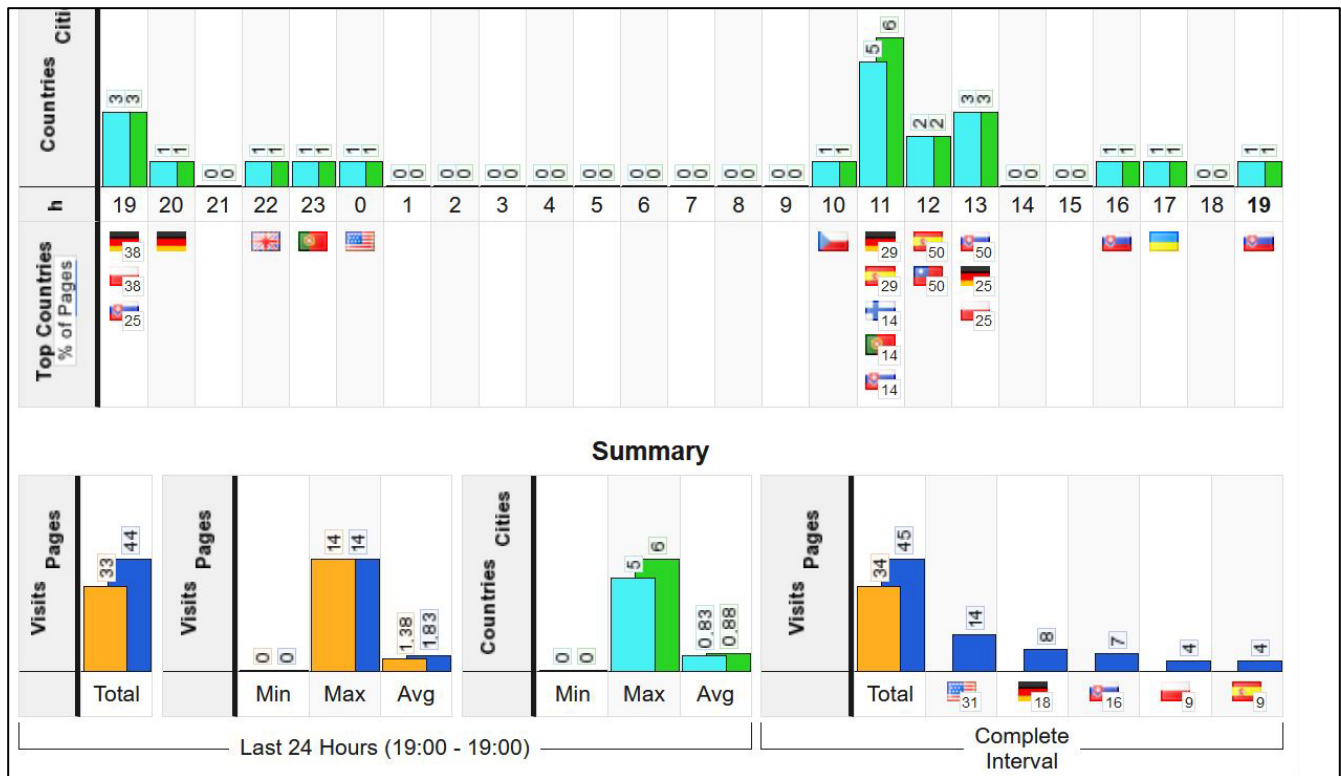


Figure 5. Visitors to our web site on March 3 2023. Source: *Lege artis* site; own processing

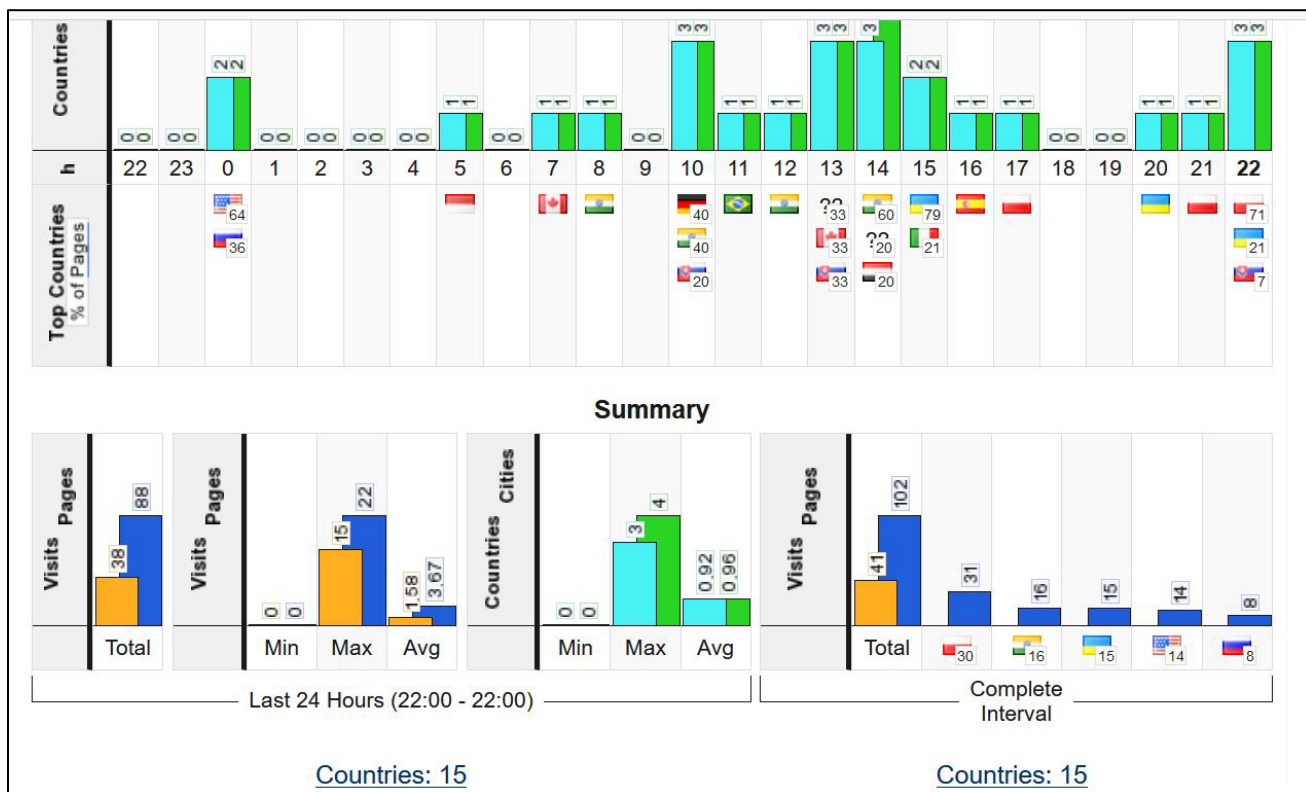


Figure 6. Visitors to our web site on April 5 2023. Source: *Lege artis* site; own processing

These two figures illustrate the interest in our journal during the spring months. The global research community was represented by the following countries (in alphabetical order): Australia, Brazil, Canada, Czech Republic, Finland, Germany, India, Italy, Poland, Portugal, Russia, Slovakia, Spain, Ukraine, United Kingdom, USA, and Yemen.

Now follow a few words about our authors. By December 31, 2023, our journal was represented by authors from 19 countries: Azerbaijan, Belgium, China, Finland, Germany, Ghana, Hungary, Japan, Malaysia, the Netherlands, Poland, Russia, Saudi Arabia, Slovakia, Spain, Sweden, Ukraine, the United Kingdom, and the USA. A map of our authors' locations (see Fig. 7) can be found here: (<https://lartis.sk/authors/>).



Figure 7. Map of our authors' locations in 2023. Source: *Lege artis* site; own processing

*Lege artis* is indexed in 25 databases. In 2023 we renewed our membership in Crossref and now our articles once more have DOI. As at March 2024, our journal is represented in Web of Science in the following way (see Figs. 8 and 9).

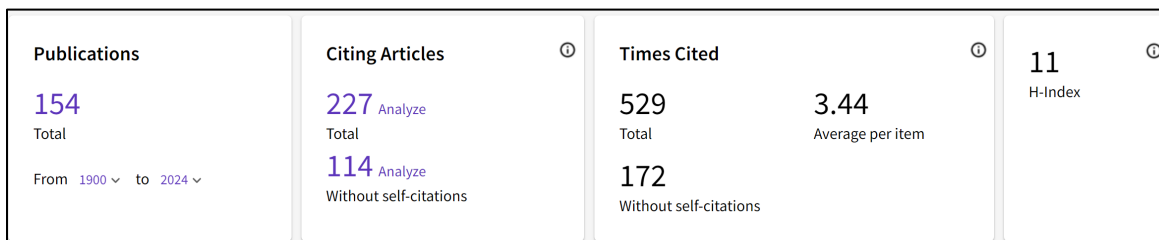


Figure 8. Publications and citations of *Lege artis* in Web of Science in March 2024. Source: Web of Science site

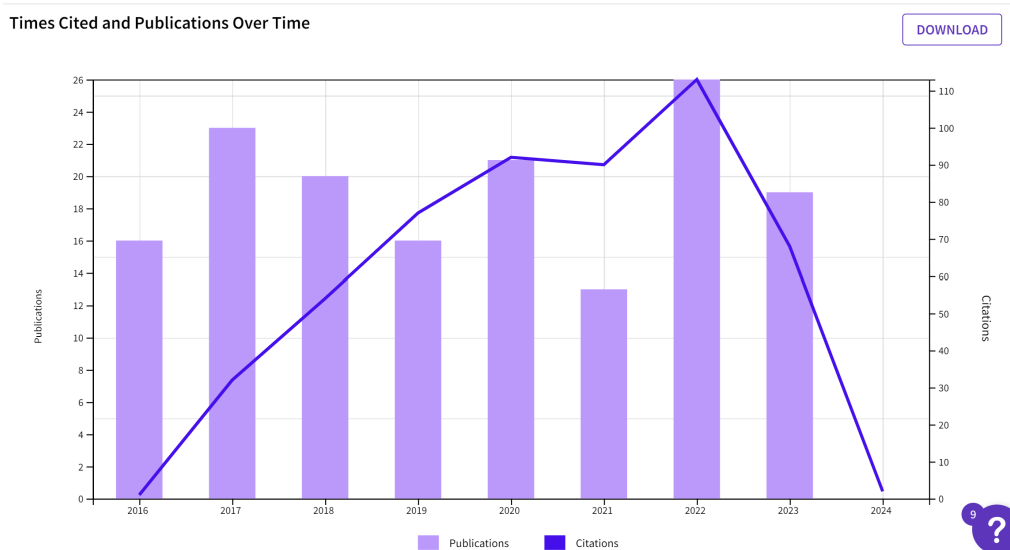


Figure 9. Publications and citations of *Lege artis* in Web of Science in March 2024. Source: Web of Science site

In 2023, we had 19 publications indexed in Web of Science and 68 citations.

The following authors occupy the top ten positions in Web of Science's list for *Lege artis* (see Fig. 10).

154 Publications		Sort by: Citations: highest first		< 1 of 4 >		Citations						
						< Previous year			Next year >		Average per year	Total
						2020	2021	2022	2023	2024		
Total		92	90	113	68	2	58.78	529				
1	<p>METAPHOR IN MEDIA LANGUAGE AND COGNITION: A PERSPECTIVE FROM CONCEPTUAL METAPHOR THEORY</p> <p><a href="#">Kövecses, Z</a></p> <p>Jun 2018   <a href="#">LEGE ARTIS-LANGUAGE YESTERDAY TODAY TOMORROW</a> 3 (1), pp.124-141</p>	10	14	9	5	0	6.57	46				
2	<p>CONFLICT, CONFRONTATION, AND WAR REFLECTED IN MASS MEDIA: SEMANTIC WARS, THEIR VICTORS AND VICTIMS</p> <p><a href="#">Panasenko, N</a>; <a href="#">Gregus, L</a> and <a href="#">Zabuzhanska, I</a></p> <p>Dec 2018   <a href="#">LEGE ARTIS-LANGUAGE YESTERDAY TODAY TOMORROW</a> 3 (2), pp.132-163</p>	3	3	6	4	0	3.14	22				
3	<p>MONOMODAL AND MULTIMODAL INSTANTIATIONS OF CONCEPTUAL METAPHORS OF BREXIT</p> <p><a href="#">Morozova, O</a></p> <p>Dec 2017   <a href="#">LEGE ARTIS-LANGUAGE YESTERDAY TODAY TOMORROW</a> 2 (2), pp.250-283</p>	5	5	4	1	0	2.63	21				
4	<p>COVID-19 AS A MEDIA-CUM-LANGUAGE EVENT: COGNITIVE, COMMUNICATIVE, AND CROSS-CULTURAL ASPECTS</p> <p><a href="#">Panasenko, N</a>; <a href="#">Morozova, O</a>; (...); <a href="#">Uberman, A</a></p> <p>Dec 2020   <a href="#">LEGE ARTIS-LANGUAGE YESTERDAY TODAY TOMORROW</a> 5 (2), pp.122-210</p>	0	4	8	3	0	3	15				
5	<p>SPEAKING TO THE GLOBAL AUDIENCE: A CASE STUDY INTO THE MESSAGE TRANSFORMATION</p> <p><a href="#">Fedoriv, Y</a></p> <p>Dec 2016   <a href="#">LEGE ARTIS-LANGUAGE YESTERDAY TODAY TOMORROW</a> 1 (2), pp.1-36</p>	2	2	0	1	0	1.56	14				
6	<p>MEDIA TEXT ENERGY AS COLLECTIVE CULTURAL MEMORY REFLECTION</p> <p><a href="#">Profeeva, I</a> and <a href="#">Ushnikova, O</a></p> <p>Dec 2017   <a href="#">LEGE ARTIS-LANGUAGE YESTERDAY TODAY TOMORROW</a> 2 (2), pp.1-46</p>	2	2	4	1	0	1.63	13				

7	FIGURING THE MALE AND FEMALE: <i>FIRE AND WATER</i> IN BRADBURY'S (SCIENCE) FICTION <a href="#">Davydyuk, Y and Panasenko, N</a> Jun 2016   <a href="#">LEGE ARTIS-LANGUAGE YESTERDAY TODAY TOMORROW</a> 1 (1) , pp.4-74	3	1	0	0	0	1.44	13
8	PRAGMATICS OF EMOTIONALITY IN DISCOURSE PROCESSING: PROLEGOMENA TO IDEOLOGY SHAPING ENGINES <a href="#">Pinich, I</a> Jun 2017   <a href="#">LEGE ARTIS-LANGUAGE YESTERDAY TODAY TOMORROW</a> 2 (1) , pp.262-298	1	2	0	2	0	1.5	12
9	'HAUNTED BY AMBIGUITIES' REVISITED: IN SEARCH OF A METAMETHOD FOR LITERARY TEXT DISAMBIGUATION <a href="#">Vorobyova, OP</a> Jun 2017   <a href="#">LEGE ARTIS-LANGUAGE YESTERDAY TODAY TOMORROW</a> 2 (1) , pp.428-496	2	1	1	0	0	1.5	12
10	MEDIA IMAGES OF SLOVAK AND UKRAINIAN PRESIDENTS: 'I/WE' BINARY PRONOMINAL OPPOSITION IN POLITICAL SPEECHES <a href="#">Stashko, H; Prykhodchenko, Q; (...); Vrabec, N</a> Jun 2020   <a href="#">LEGE ARTIS-LANGUAGE YESTERDAY TODAY TOMORROW</a> 5 (1) , pp.350-389	3	5	2	1	0	2.2	11
11	AN AMERICAN WOMAN THROUGH THE PRISM OF THE EPITHET: SEMASIOLOGICAL ASPECT IN CREATING IMAGES <a href="#">Stashko, H</a> Dec 2017   <a href="#">LEGE ARTIS-LANGUAGE YESTERDAY TODAY TOMORROW</a> 2 (2) , pp.356-391	4	1	3	1	0	1.38	11
12	PROSODY OF THE VIEWPOINT IN POLITICAL DISCOURSE <a href="#">Alexiyevets, O</a> Jun 2017   <a href="#">LEGE ARTIS-LANGUAGE YESTERDAY TODAY TOMORROW</a> 2 (1) , pp.4-41	4	1	0	0	0	1.38	11
13	TOWARDS UNDERSTANDING OF CONCEPTUALISATION IN COGNITIVE TERMINOLOGY <a href="#">Manerko, L</a> Dec 2016   <a href="#">LEGE ARTIS-LANGUAGE YESTERDAY TODAY TOMORROW</a> 1 (2) , pp.129-170	0	1	3	0	0	1.22	11
14	DEATH IN METAPHORICAL LANGUAGE <a href="#">Uberman, A</a> Dec 2016   <a href="#">LEGE ARTIS-LANGUAGE YESTERDAY TODAY TOMORROW</a> 1 (2) , pp.171-211	0	3	2	0	0	1.22	11

Figure 10. Top ten *Lege Artis* authors cited in Web of Science in 2023. Source: Web of Science website

As in 2022, the top ten authors include 11 names, because five of the authors have an equal number of citations – 11.

Regarding Google Scholar, in 2023 we had 908 citations (in 2022 – 654). Fig. 11 shows the diagram of the citations and top ten cited papers.

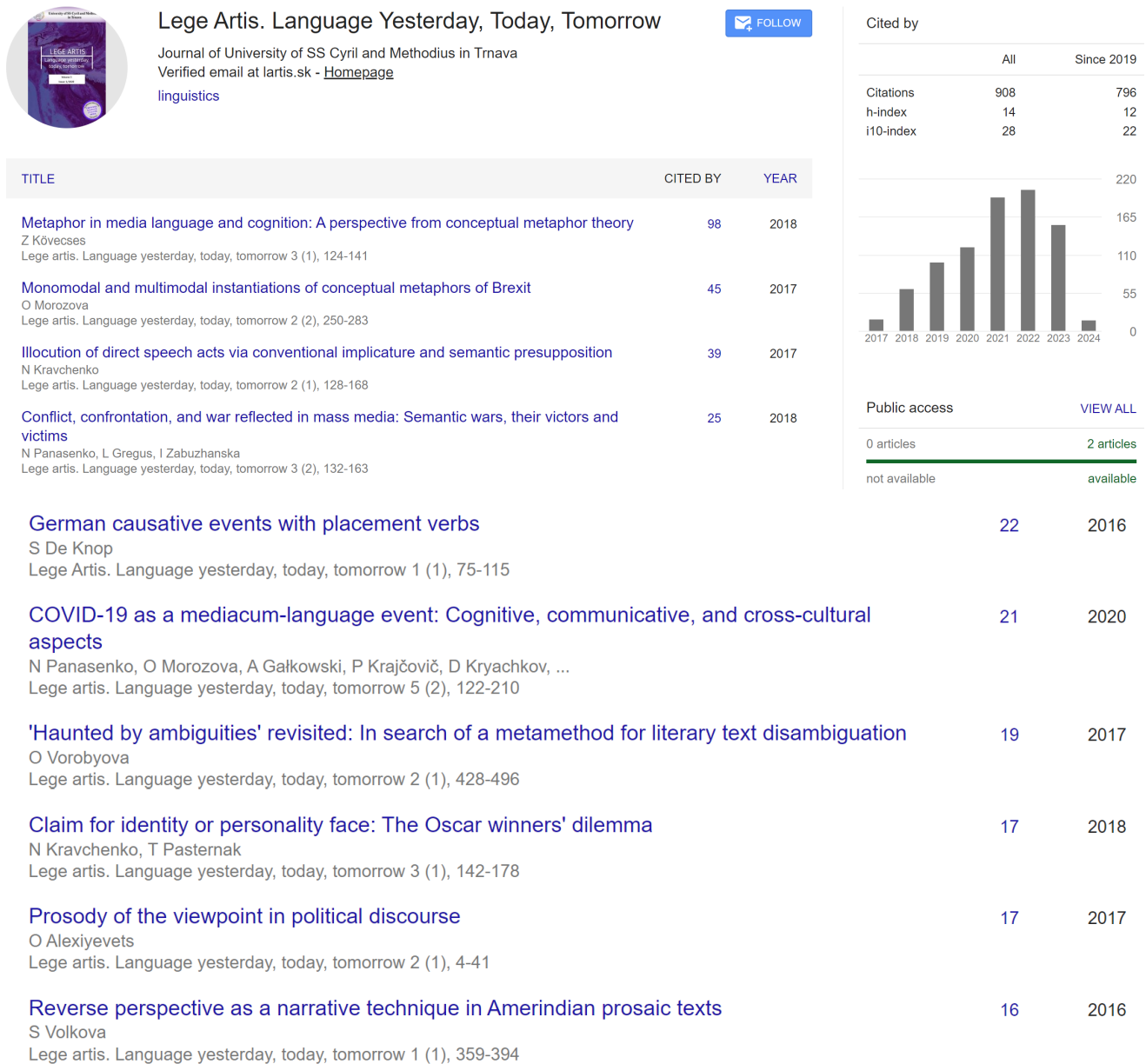


Figure 11. Citations of *Lege artis* in 2023 in Google Scholar. Source: Google Scholar



In 2023, Web of Science identified the Journal Impact Factor for 2022 in the following way (see Fig. 12).

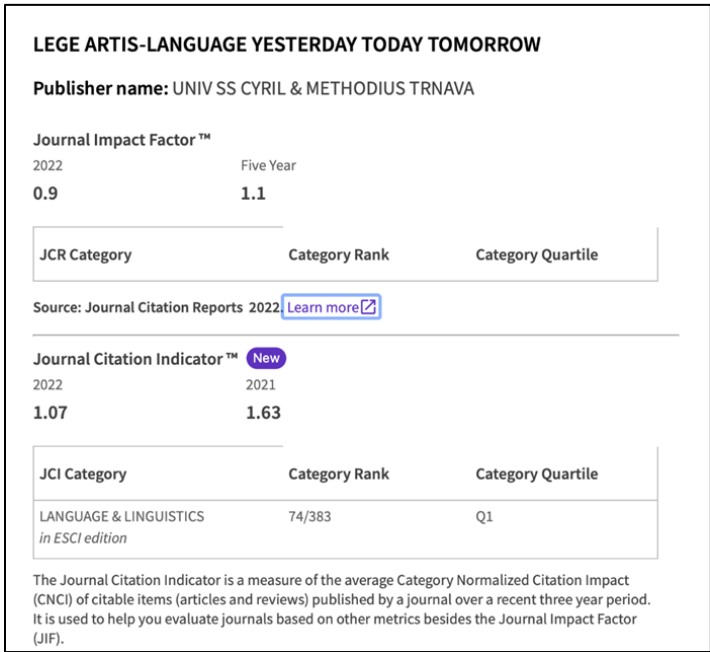


Figure 12. *Lege artis* citation report in 2022. Source: Web of Science

In 2023, we were again in the list of scientific journals from the Polish Ministry of Education and Science and were given the highest assessment with 200 points (20230718\_Wykaz\_czasopism\_i\_konferencji\_naukowych\_2023) (see Fig. 13). Of 1889 journals in total, we are among the 60 to have received the highest assessment by the Polish Ministry.

JĘZYKOZNAWSTWO			
punktacja	lista z 2021	lista z 2023	różnica
200	60	61	1
140	87	91	4
100	170	199	29
70	279	303	24
40	292	295	3
20	815	940	125
<b>łącznie</b>	<b>1703</b>	<b>1889</b>	<b>186</b>

Figure 12. The assessment of journals by the Polish Ministry of Education and Science in 2023. Source: <https://www.gov.pl/web/nauka/nowy-wykaz-czasopism-naukowych-i-recenzowanych-materialow-z-konferencji-miedzynarodowych>

Our journal has been added to the Norwegian Register for Scientific Publications in category 1 (see Fig. 13).

**Zahraničné vedecké časopisy zaradené v databáze  
Norwegian Register for Scientific Journals, Series and Publishers**  
([https://kanalregister.hkdir.no/publiseringsskanaler/Forside.action?request\\_locale=en](https://kanalregister.hkdir.no/publiseringsskanaler/Forside.action?request_locale=en))  
v kategórii 1 (uznávané vedecké časopisy)

Learning, Media & Technology	1743-9884	1743-9892
LEGE ARTIS. Language Yesterday, Today, Tomorrow		2453-8035
Linguaculture	2067-9696	2285-9403

Figure 13. Information from the Norwegian Register for Scientific Publications.  
Source: [https://kanalregister.hkdir.no/publiseringsskanaler/Forside.action?request\\_locale=en](https://kanalregister.hkdir.no/publiseringsskanaler/Forside.action?request_locale=en)

The wide range of our readers is gradually growing as well as the number of our authors. Now the journal's team consists of 31 people representing 12 countries: China, Germany, the Netherlands, Norway, Poland, Russia, Slovakia, Spain, Sweden, Ukraine, the United Kingdom, and the United States. I cannot name everyone, but, dear authors, remember, that you are in safe hands with the members of our team: editors, reviewers, language editors, managing editors, webmasters, and treasurer.

Nataliya Panasenko,

Editor-in-Chief